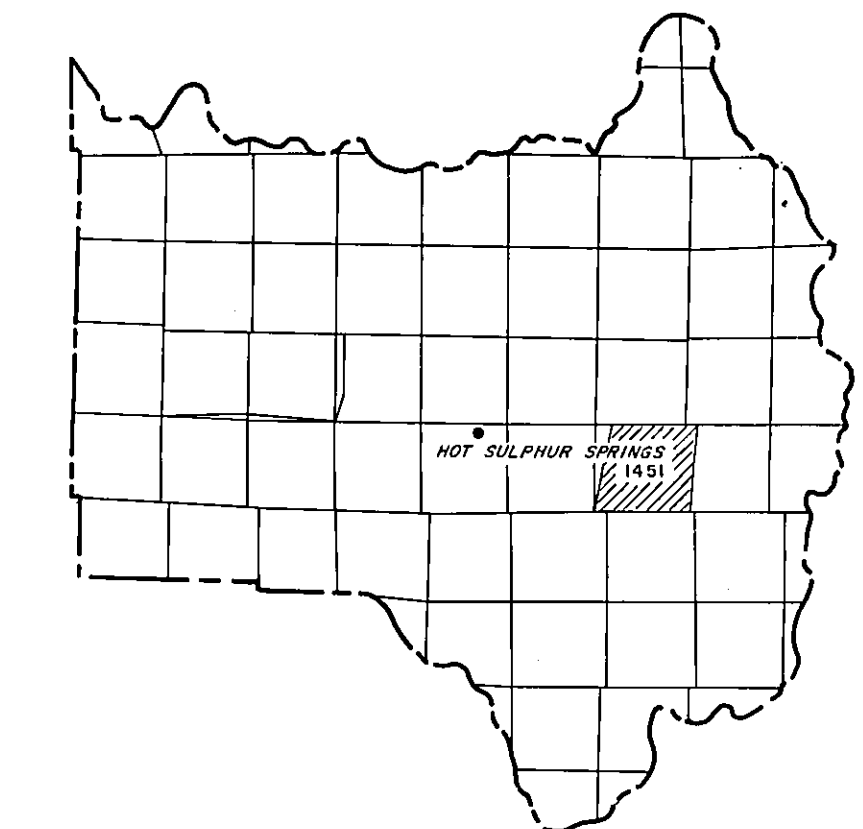


GRAND COUNTY

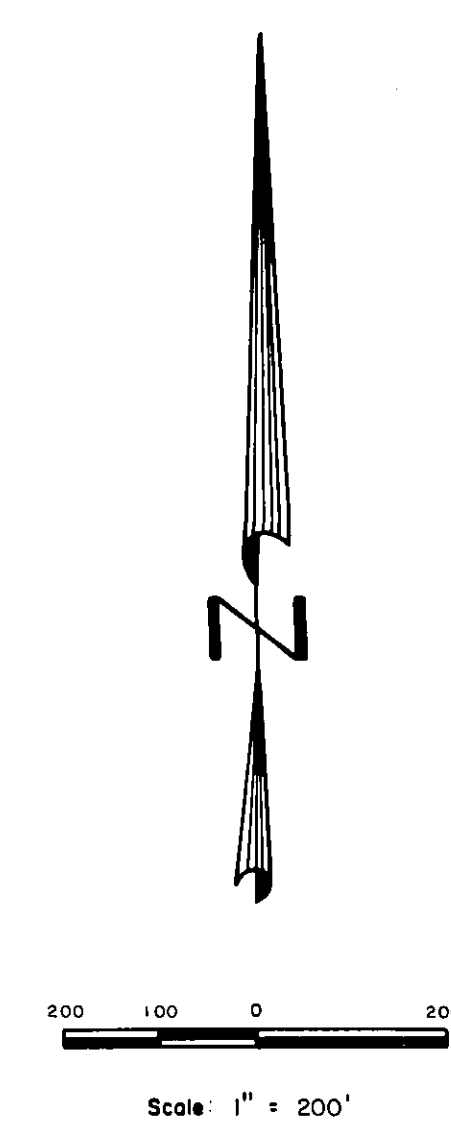
DRAWN BY LC DATE _____
 CHECKED BY _____ DATE _____
 REVISED

Date	By	Remarks
2-81	AL	FINAL SUBMITAL
4-82	AL	NOT APPROVED
3-83	AL	REAPPROVED
11-84	AV	UPDATE
3-94	SF	UPDATE
5-99	STU	UPDATE
7-07	JL	1451-342-05-079 & 080
11-07	JV	3907-95




6	5	4	3	2	1
7	8	9	10	11	12
13	14	15	16	17	18
19	20	21	22	23	24
25	26	27	28	29	30
31	32	33	34	35	36

TOWNSHIP INDEX



WARNING:
This map is for assessment purposes only. It is not necessarily accurate by surveying standards. Do not use for legal conveyance.



1451-34

Adjoining
T. 1 N., R. 76 W.
1451

Adjoining
T. 1 N., R. 76 W.
SE 1/4 SEC. 33
1451-33-4

Adjoining
T. 1 S., R. 76 W.
SEC. 4
1589-04

Adjoining
T. 1 S., R. 76 W.
SEC. 3
1589-03

T. 1 N., R. 76 W., SEC. 34

1451-34