

AS THE AMBULANCE ROLLS

Grand County EMS

Mar 2018

Inside this issue:

T Wave Visual	2
Flag Folding	
Reminders	3
Employee Of The Month	
New Captain!	
Mark Your Calendars	4
EMS Week Birthdays	
Chest Decompression	5
Thank You!	6
I Am Respdng	
Notable FYIS	7

Caught in action



Crews had the chance to do PALS training and interact with some great instructors.

Events and Announcements

- Mar 28 GCSO CPR / First Aid at the GCEMS Ed Bld
- April 7 9Health Fair
- April 11 Death CE
- April 12 Death CE
- April 17 Death CE
- April 18 Death CE

Charity Loar and Cory Ziegler making sure this lady got up the stairs to her kids home in Kremmling to spend time with her family. It's moments like these that remind us that even small kind acts go a long way in people's lives.

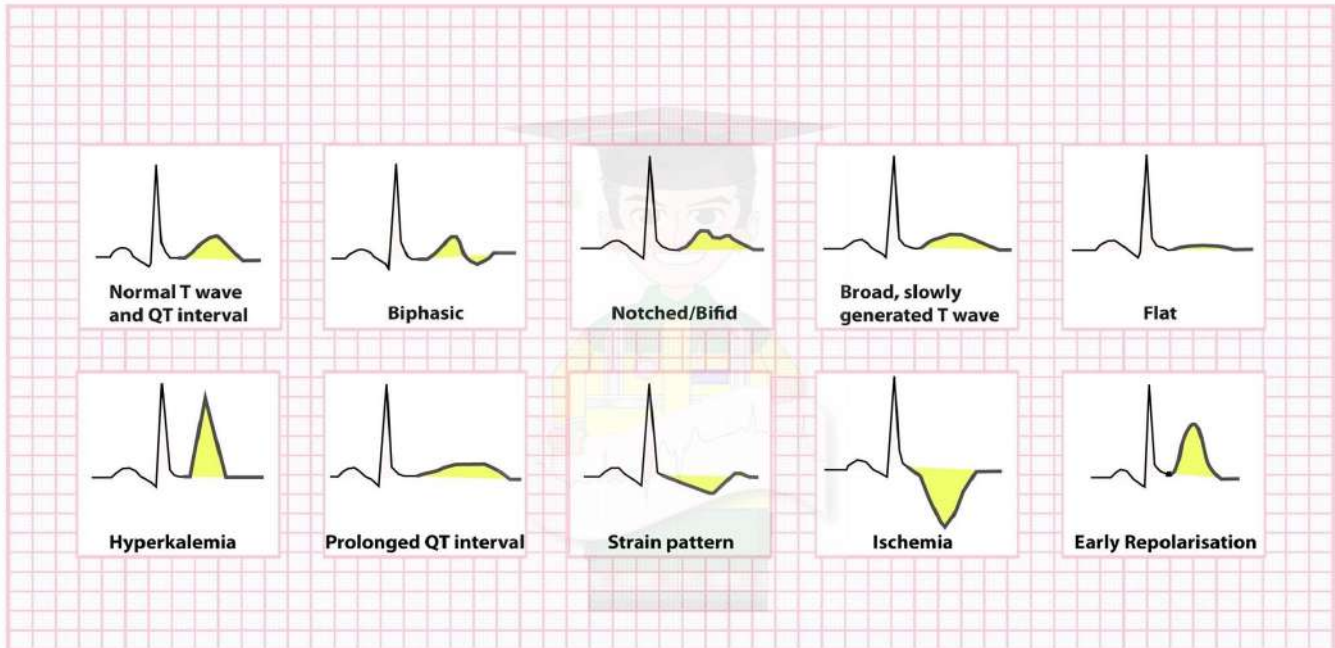
If you have any pictures and stories that you would like highlighted in the MONTHLY Newsletter, please email them (high resolution) to Christian at chornbaker@co.grand.co.us along with a brief description. The more pictures the better!



Thanks for making GCEMS a respected organization out in our community!



Types of T wave Morphologies




© Jason Winter 2016 - The ECG Educator Page


There are 13 folds in the traditional way of folding the flag of the United States. Do you know what each means? Instead of folding the flag that we fly outside of our stations, take the time to understand the true meaning behind each fold.

<http://easywatch.info/scrap-folding-meaning/25-unique-folded-flag-ideas-on-pinterest-folded-american-flag-scrap-folding-meaning/>


Step 1: Begin with the flag parallel to the floor. It is best to use two people when folding the flag.




Step 2: Fold the flag in half lengthwise, crossing the red stripes over the top of the blue square and stars.




Step 3: Holding the flag so that the side with the blue square is toward the ground, fold the flag in half again lengthwise, bringing the folded edge up to meet the open edge (as shown) so that the blue square and stars are on the outside.




Step 4: Starting with the striped end of the folded flag, fold the bottom corner up to meet the open edge of the flag creating a triangular shape.




Step 5: Fold the triangle section in towards the stars, aligning the outside edge along the top.



Step 6: Continue folding down and across in this manner until the final corner remains.



Your final shape should be a blue triangle with stars on both sides.



REMINDERS

- **Official communication and notification at Grand County EMS is through email.** Remember, it is your responsibility to check your email to stay up to date on information. If you are not getting emails from Command Staff, talk with Allen ASAP
- We appreciate all of your help in getting all of your paperwork in promptly so we can all get paid! Thanks to Nadine and Robin for their great work!
- There is still a lot of cleaning that can happen around the stations. Take a little bit of time each shift and help make the place look great!
- Don't forget to get your timecard in and on time in order to get paid promptly!

EMPLOYEES OF THE MONTH



Shannon and Cory have been selected as employee(S) of the month due to their hard work and dedication in leading the CPR and First Aid courses throughout the community. They also did a great job assisting new crews. We truly appreciate all of your efforts!

Don't forget to drop off your nomination for employee of the month in the day room at station 1. This is a great chance to let the Command Staff know of things we may not always see and is a great way to show your peers some love that we all need for outstanding work.

Welcome to our new Education Captain, Jeanne Power!



Congratulations and welcome to our new Education Captain, Jeanne (pronounce Genie) Power! Jeanne previously worked for Summit County Ambulance Service and was also a firefighter/paramedic up in Steamboat where she was the first and only female firefighter for 12 years! Jeanne will be taking on the responsibilities of educating our HS EMS class as well as community sessions and assisting with the summer EMT course. She loves her 7 year old Labrador and enjoys the hiking and biking here in CO. Please take a moment and introduce yourself to her in the coming weeks!

Mark Your Calendars!

The 9Healthfair is scheduled for April 7th. Crews will be needed to help move tables and supplies into the Elementary school the day before and crews will be working the blood draw room on the day of.

The death investigation CE dates have been set for April. They are:

April 11 @ 9am & 2pm

April 12 @ 9am & 2pm

April 17 @ 9am & 2pm

EMS Week is May 20-26

We're starting to plan and prepare for the 2018 EMS week and need your help! Chief is asking for ideas on this year's celebration, so please reach out to him with any and all suggestions! Was the picnic fun last year? Are there ways we can improve upon it and help recognize all of you that deserve it?

Board of County Commissioners Call Demonstration

On Tuesday, March 27th, Grand County EMS will be doing a call demonstration for the BOCC and other county employees. We will need 3-4 staff to assist with this and would appreciate your help. Please see Brian G immediately to let him know if you're able to be there.

BIRTHDAYS

Jason Haefeli 3-3
Cooper Knochenmus 3-29

Our apologies if your birthday was missed. We're updating our list so please make sure you email Christian with your birthdate!



Chest decompression during the resuscitation of patients in prehospital traumatic cardiac arrest.

BACKGROUND:

Tension and bilateral pneumothorax can cause or contribute to death following trauma. A surgical incision (thoracostomy) or needle decompression through the chest wall rapidly treats these conditions. Resuscitation of patients in traumatic cardiac arrest focuses on treating common and reversible life-threatening conditions. A study was undertaken to observe the practice, findings and outcome of chest decompression when performed as part of the resuscitation strategy of these patients by air ambulance crews.

METHODS:

Patients in prehospital traumatic cardiac arrest were identified over a 39-month period from an air ambulance database. The use of thoracostomy or needle decompression was identified together with indications, findings and outcome. Primary outcome was return of cardiac output by arrival at hospital.

RESULTS:

18 of 37 cases underwent chest decompression (17 thoracostomy, 1 needle decompression). Four patients had a return of cardiac output (3 tension pneumothorax, 1 bilateral pneumothorax). Six further cases were positive for intrathoracic injury. In 2 cases the injuries identified were incompatible with life and resuscitation efforts were consequently ceased.

CONCLUSIONS:

Chest decompression in traumatic cardiac arrest identifies and treats a high proportion of potentially life-ending injuries and should be considered as part of the resuscitation effort of patients in traumatic cardiac arrest. In a proportion of patients, non-survivable injuries are identified which guide resuscitation efforts.

BIG SHOUT OUT!!!

First and foremost, thank you to all of the GCEMS staff for your dedication and efforts into what we do for the county. Your professionalism and performance is what makes us stand out amongst other EMS organizations in the state. We also wanted to highlight the following individuals for their additional efforts this past month. Please make sure to bring extra actions to command staff's attention so that we can mention them here in the future.

-**Shannon McGill** and **Cory Ziegler** for helping out with multiple CPR and First Aid classes throughout the county.

-**ALL of the crews** that have assisted Audrey with the EMT classes, and not just scenarios. Your work has been well received by the students and we're thankful for your help.

-**Tammy, Nadine, Robin and Ryan** for taking students down to Denver for their rotations. We truly appreciate you taking the time out of your day (and weekends!!!) to help out.

-**Brian Gourdin** for all of your organization into the EMS 20 Academy. We are a better agency because of your efforts!

-**Audrey** for all of your work since October (and before!) and for doing the work of 3 people. You've earned your vacation (and then some!).

I Am Responding

Chief has looked into the I Am Responding service and will be discussing this at the April 19th All Staff Meeting along with other issues that staff have brought up to him. He appreciates all of your suggestions and concerns and wants to continue with open communication throughout the agency.

Other notable FYI's

- New Dell Rugged computers are in and working well. If you have ANY issues, please see Brian. They are for work, and are not an item of convenience. Please respect them and keep IT (and Chief) happy. They have parental control on them for your safety and for the safety of the agency. Also, please do not move the computers from one ambulance to another. They are assigned for a reason.
- When drawing blood samples for the facilities, DO NOT draw the blood through the extension set. This is causing hemolysis of the sample. Assure to invert the tubes 8-10 times after you fill the tube.
- Certification is your responsibility so please be PROACTIVE with it. Audrey will do what she can to let you know when our system indicates it's time to get updated information in.
- New IV pumps are in and will begin to make their way onto the ambulances

GCEMS Command Staff wants to hear from YOU! If you have a comment or suggestion on how to make the stations more suitable to your day and evening, let us know. Our doors are always open!

Drive with your headlights and ICC lights on at ALL times. Traffic crash studies have shown this provides more visibility to a vehicle. You must turn the dial to on or only the Day Time Running Lights will illuminate. However, during hazardous road conditions (ice and snow on the road), do not run emergent. Doing so may cause other drivers to make erratic moves and get in their own accident. BE SAFE!

In order to gain complete safety enhancement, turn on the lights to provide 360 degree illumination enhancement. Be noticed and use all of your vehicles safety equipment while driving and operating a GCEMS

Thank you for all that you do!

Mission Statement

It is the mission of Grand County Emergency Medical Services to provide life saving point of care services, emergency pre-hospital care during transport, and emergent & non-emergency medical transportation, with the highest standard of professionalism, the most advanced training, and a deep sense of caring for our patients and their families.

Consistent with a commitment to excellence, Grand County EMS focuses a strong emphasis on quality emergency medical care, treating the professional EMS staff with dignity and respect as well as the citizens we serve.

Grand County Emergency Medical Services continually works to maintain excellence by investing in training and technology that enhances our professional EMS staff ability to provide the highest quality of emergency patient care, increase community awareness, and increase the value of our service.

Grand County Emergency Medical Service is Committed to the Community today and for the changing future.